

## Assistant Mason Level-II

CON/Q0102

### Assistant Mason L-2

QUESTION PAPER CODE:- CON/Q0102

Job Role Name QP Code(Level)	<b>Assistant Mason L-2 CON/Q0102</b>	Batch Name/Id	
Duration:	<b>6 hours</b>	Max Marks:	<b>600</b>
Name of Candidate		Aadhaar Number	
Candidate Fathers Name		Candidate Signature	
Assessor Signature		Trainer Signature	
TP Name		TC Name	
TP/TC Stamp with Signature		Date	

### INSTRUCTIONS TO THE CANDIDATES

1. No candidate will leave the examination Hall/Centre before the 17:30. If any candidate leaves centre before 17:30 will be counted absent.
  2. Write your name, Adhaar Number, father name, Signature clearly in the designated space.
  3. The enclosed paper contains 3 sections Theory, Practical & Viva. Marks are mentioned against each question.
  4. Use of Calculators/ Mobile Phone is not permitted during assessment.
  5. Use only Black or Blue ball point pen. Don't do any rough work in paper.
  6. Do not mark multiple answers for one question, in case of multiple marking, you will not be given any marks for that particular question.
  7. The Passing percentage for each QP will be 50%. To pass the qualification pack, every trainee should score a minimum of 50% individually in each NOS,
-

# Assistant Mason Level-II

CON/Q0102

## Practical Questions:

Duration: 4.5 hrs

Total Marks:480 marks

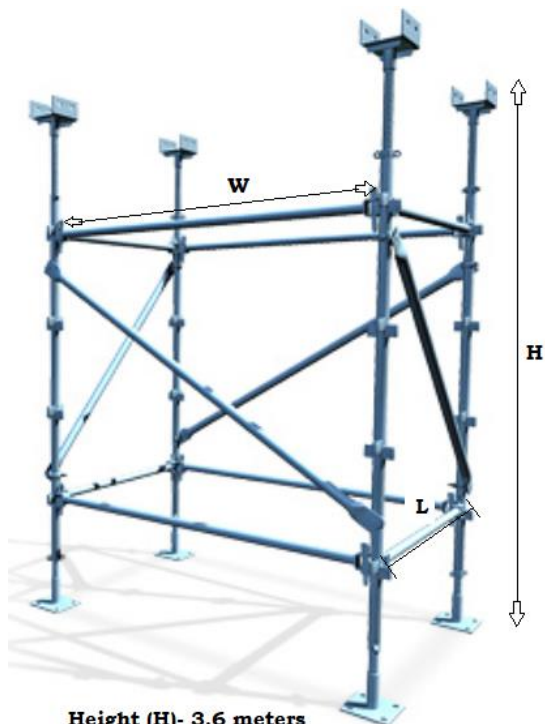
### 1. CON/N0101: Erect and dismantle temporary scaffold of 3.6meter height. (45 minutes)

#### Infrastructure and tools required:

- 1.) Infra - Store room, Class room for 30 candidates, Practical yard (30 meter x 30 meter),
- 2.) Tools & materials - Measuring tape, hammer,, hand drill, water/spirit level, marking chalk/pencil, nails, line Dori, plumb bob, bamboos & ballis, acrow span, H-beam, foot plates, U heads, base plate, couplers, joint pin, Ledger beam, Vertical scaffold member, guard rails. toe board, ring spanner, open ended spanner, plumb bob.

1. Demonstrate the process of erection and dismantle of scaffolding in a group of three members as per the figure given below?

- a. Check for ground compactness and levelling. (10 marks)
- b. Check for all required scaffolding material and hand tools (10 marks)
- c. Wear all required safety gadgets (10 marks)
- d. Place and position sole boards as per marking. (50 marks)



Height (H)- 3.6 meters  
Width (W)- 1 meter  
Length (L)- 1 meter

## Assistant Mason Level-II

CON/Q0102

### CON/N0105: Handle and use hand and power tools related to masonry work (Time 45 Minutes)

#### Infrastructure and tools required:

- 1.) Infra - Store room, Class room for 30 candidates, Practical yard (30 meter x 30 meter),
- 2.) Tools & materials - Measuring tape, hammer, spirit level, marking chalk/pencil, nails, line Dori, tile cutter, grinding and cutting tool, concrete vibrator, water tube, plumb bob, hand saw, jack planner, jack hammer,


1. Demonstrate the use of any two tools(30 marks).
  - a. Tile cutter
  - b. Grinding and cutting tool
  - c. Concrete vibrator
2. Demonstrate the transfer of level using water tube.(20marks)
3. Measure and confirm the dimension of the given area for tile laying(10 marks)
4. Identify the tools used such as (20 marks)
  - a. Hand saw
  - b. Jack planer
  - c. Jack hammer

### CON/N0106: Assist in tiling, stone laying and concrete masonry (60 minutes)

#### Infrastructure and tools required:

- 1.) Infra - Store room, Class room for 30 candidates, Practical yard (30 meter x 30 meter),
- 2.) Tools & materials - Measuring tape, hammer, spirit level, marking chalk/pencil, nails, line Dori, water tube, broom, trowel, rammer, straight edge, tile cutter, grinding and cutting tool, concrete vibrator, water tube, hand saw, jack planner, jack hammer, plumb bob concrete mixer, tile, sand, cement, water

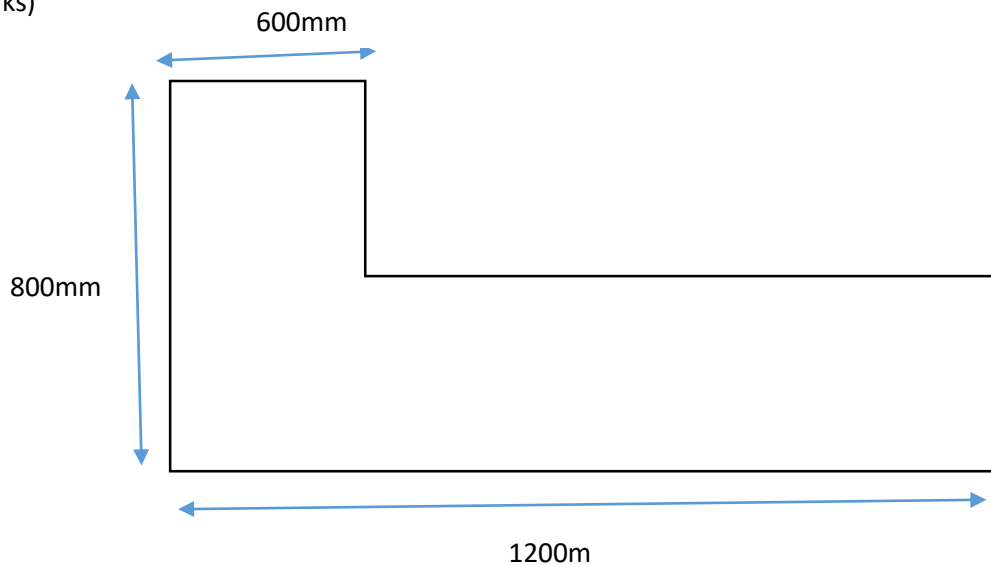
1. As per the given figure of 3ft \* 2ft, demonstrate the surface preparation for the work of tile laying(40 marks):



## Assistant Mason Level-II

CON/Q0102

2. Demonstrate the surface preparation method for an L shape stone wall of dimension (40 marks)



## CON/N0107: Assist in brick/block work including fixing doors and windows and plastering work (Time 60 Minutes)

### Infrastructure and tools required:

- 1.) Infra - Store room, Class room for 30 candidates, Practical yard (30 meter x 30 meter),
- 2.) Tools & materials - Measuring tape, hammer, spirit level, marking chalk/pencil, nails, line Dori, water tube, broom, trowel, rammer, straight edge, plumb bob, bricks, block, door/window frame, sand, cement, water, fasteners, screws

1. Construct a 1 and half brick masonry wall of 1200mm \* 1000mm in following bond .(80 marks)
  - I. Flemish Bond
  - II. English Bond
  - a. Carry out preparatory work including selection and visual check of the tools and material being used (10 Marks)
  - b. Construct brick masonry wall as per requirement (60 Marks)
  - c. Check line, level. Alignment (10 Marks)

## **Assistant Mason Level-II**

**CON/Q0102**

### **CON/N8001 Work effectively in a team to desired results at the workplace (Time 30 Minutes)**

1. Observation made as per question given in NOS :CON/NO101, CON/N0106 & CON/N0107  
(80 marks)
  - a. Check how effectively trainees communicate during task with his team member?
  - b. Check how a trainee report contingency/material shortage to the team leader?
  - c. Check how trainees coordinates with colleague to complete the task?
  - d. Check the alertness/attentiveness of candidate for instructions.

### **CON/N9001 Work according to personal health, safety & environment protocol at construction site (Time 30 Minutes).(80 marks)**

**Infrastructure-** All PPEs such as (helmets, safety harness, insulated glove, reflective jackets, safety shoes, gum boot, goggle, Nose and face mask, earplug,) Fire Extinguisher, safety message boards, fire extinguishers and sand buckets

1. Identify & demonstrate wearing the following PPE
  - a. Safety harness
  - b. Helmet
  - c. Reflective jacket
  - d. Ear plug
  - e. Respiratory Mask
  - f. Gloves
2. Demonstrate the correct placing of ladder against a wall.
3. Demonstrate the use of fire extinguisher
4. Demonstrate hazard reporting procedure for a mock hazard.

# Assistant Mason Level-II

CON/Q0102

## Theoretical Questions

Duration: 1.5 hrs

Total Marks:120 marks

**CON/N0101: Erect and dismantle temporary scaffold of 3.6meter height.**

1. To check the verticalness of scaffold, which instrument should be used(3marks)
  - a. Spirit level
  - b. Plumb bob
  - c. Straight edge
  - d. None of the above
2. What are the PPEs required to be used during erection of scaffold. (3marks)
  - a. safety jacket
  - b. ear plug
  - c. safety harness
  - d. boiler suit
3. Which material is required for erecting a conventional scaffold? (2marks)
  - a. Pipe and coupler
  - b. Ladder
  - c. Wooden plank
  - d. None of the above
4. What process is carried if the ground for erection is soft and undulated? (3marks)
  - a. Soil compaction
  - b. Changing the work place
  - c. Laying of grass on it
  - d. None of the above
5. What component of scaffold is responsible for fall protection? (3marks)
  - a. wooden plank
  - b. Guard rails
  - c. Bracings
  - d. Toe guard
6. Which of the following coupler is used to tie diagonal bracings in scaffold? (3marks)
  - a. Right angle coupler
  - b. Swivel coupler
  - c. Putlog coupler
  - d. Sleeve coupler**

## Assistant Mason Level-II

CON/Q0102

7. Which of the following areas is suitable for erecting scaffold? (3marks)
- Over wet soil
  - Over filled and compacted soil
  - Over loose soil
  - Over deep sloped soil

CON/N0105: Handle and use hand and power tools related to masonry work.

1. Identify the tool. (2marks)



- Measuring tape
- Try Square
- Hammer
- coupler

2. Identify the tool. (3marks)



- Auger chisel
- plank chisel
- jack plane
- Bolster chisel

3. Which instrument mainly used to transfer the level from one point to another point. (3marks)

- Spirit level
- Water level pipe
- Straight edge
- Plumb bob

4. Can the tile cutting machine be used for grinding too? (3marks)

- Yes

## Assistant Mason Level-II

CON/Q0102

- b. No
- 5. To check the tiles for hollowness, which hammer is used? (3marks)
  - a. Wooden Mallet
  - b. Rubber mallet
  - c. Sledge hammer
  - d. Bolster Chisel
- 6. Which tools is used for cutting bricks? (3marks)
  - a. Drill machine
  - b. Jack hammer
  - c. Cutting Saw
  - d. Hammer and chisel.
- 7. What should be check prior to using a tool? (3marks)
  - a. Serviceability of tool
  - b. weight of tool
  - c. Feel of the tool
  - d. None of the above

### CON/N0106: Assist in tiling, stone laying and concrete masonry works

- 1. What tools is used for compaction of concrete? (3marks)
  - a. Trowel
  - b. Grinder
  - c. Concrete Vibrator
  - d. None of the above.
- 2. What is the use of a core drill? (3marks)
  - a. to fix nail in the wall
  - b. to cut hole in tiles
  - c. to straighten iron rods
  - d. All of these
- 3. What is the purpose of the shown machine? (2 mark)
  - a. Mortar Mixing
  - b. Curing





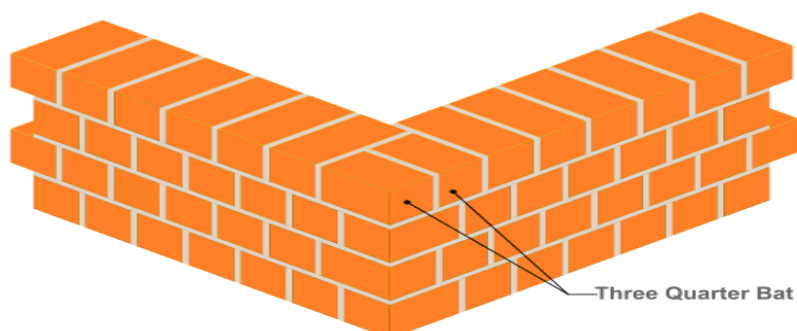
## Assistant Mason Level-II

CON/Q0102

- c. Plastering
  - d. None of these
4. Which among the following will lead to higher strength and durability? (3 marks)
- a. High water cement ratio
  - b. Low water cement ratio
  - c. Both water and cement same amount
  - d. None of these
5. Which of the following is/are part of surface preparation for stone work? (3marks)
- a. Cleaning the area with broom
  - b. Cleaning the surface of vegetation
  - c. Filling the surface undulation with mortar
  - d. All of these
6. What is the minimum curing period of concrete? (3marks)
- a. 5 days
  - b. 7 days
  - c. 10 days
  - d. 21 days
7. What is the position of tiles box when stacking? (3marks)
- a. Horizontally flat
  - b. Vertically on edge
  - c. standing position
  - d. randomly

**CON/N0107: Assist in brick/block work including fixing doors and windows and plastering works.**

1. What is the weight of one cement bag. (3marks)
- a. 50 kg
  - b. 60 kg
  - c. 45 kg
  - d. 10 kg
2. What is the thickness of mortar between layer of brick work? (3marks)
- a. 20mm
  - b. 15mm
  - c. 10mm
  - d. Any thickness.
3. What is the type of bond shown in figure? (2marks)



## Assistant Mason Level-II

CON/Q0102

- a. Stretcher bond
  - b. Header bond
  - c. English bond
  - d. Flemish bond
4. What is the use of queen closure in brick work? (3marks)
- a. To fill the gap left by scaffolding
  - b. To enhance beauty
  - c. To hold brick in position
  - d. To complete work in time.
5. Where is the stretcher bond used? (3marks)
- a. Half brickwork
  - b. Full brickwork
  - c. One and half brickwork
  - d. Circular brickwork
6. A freshly mixed mortar should be consumed in how much time? (3marks)
- a. 30minutes
  - b. 45 minutes
  - c. 60 minutes
  - d. Any time
7. Any Gaps left between bricks are later filled with? (3marks)
- a. Fresh mortar
  - b. Dr Fixit
  - c. Fevicol
  - d. Coarse aggregate

### CON/N8001: Work effectively in a team to deliver desired results at the workplace.

1. What is to be done to complete work in a given time? (3marks)
- a. Important work should be done first
  - b. Work should be started early
  - c. Both of these
  - d. None of these
2. What should you do if your tools are not working properly? (2marks)
- a. Stop working
  - b. Take a leave
  - c. Inform the supervisor
  - d. None of these
3. What is the purpose of site meeting prior to work? (3marks)
- a. To plan and discuss work progress
  - b. To discuss future wages rates
  - c. To discuss about costing
  - d. To order material
4. What are the advantages of working in a team? (3 marks)

## Assistant Mason Level-II

CON/Q0102

- a. Less workload
  - b. More innovation
  - c. Less accuracy
  - d. Bad atmosphere
5. What do you do if you see your junior struggling with work? (3marks)
- a. Let him learn the wrong process
  - b. Help him and teach him the process
  - c. Ask him to quit the job
  - d. All of these
6. Where should communicate for appropriate work technique and method? (3marks)
- a. Site Engineer
  - b. Labour
  - c. Team leader
  - d. Supervisor
7. Which among the following work can be done alone? (3marks)
- a. Carving a brick
  - b. Mixing 50 kg mortar
  - c. Transferring 250 bricks from ground to first floor
  - d. All of these

**CON/N9001: Work according to personal health, safety and environment protocol at construction site.**

1. Electrical fire should not be put out with. (3marks)
  - a. Sand
  - b. Foam
  - c. CO2
  - d. Water
2. Identify the shown symbol. (2 mark)



- a. Plus
  - b. Increment
  - c. First Aid
  - d. None of these
3. When working during the time, what PPE is to be used (3marks)
- a. Safety belt
  - b. Reflective Jacket
  - c. Ear plugs
  - d. Gloves
4. Why it is important to mark sign board on site. (3marks)
- a. For guiding to different locations

## Assistant Mason Level-II

CON/Q0102

- b. For highlighting something
- c. Helping people reached their destination easily
- d. All the above

5. Identify safe placement of ladder among the following two images (3marks)



Fig 1



Fig 2

6. Which among the following is the right way of carrying a load (3marks)



Fig 1

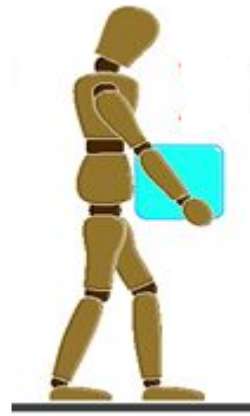


Fig 2

7. What should be done first if someone is injured at construction site? (3marks)

- a. Report to senior
- b. Call the ambulance
- c. Give first aid
- d. Report to the safety officer